©2012, SolidSignal.com Reproduction is permitted as long as copyright information is intact.

COMPARISON BETWEEN HD-BLADE AND LEAF

HD-BLADE

CHANNEL	7	8	9	10	11	12	13	14
FREQUENCY	175MHz	181MHz	187MHz	193MHz	199MHz	205MHz	211MHz	471MHz
Antenna Gain Pattern	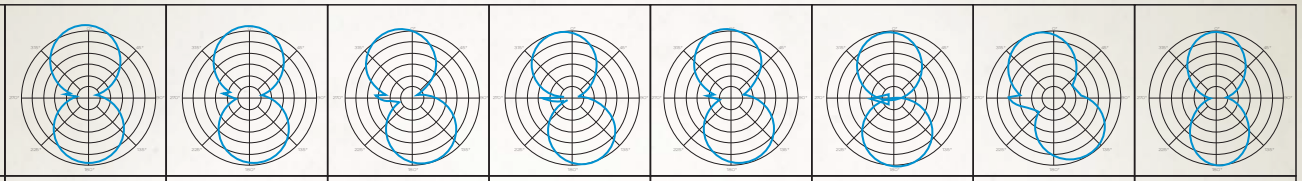							
HPBW (deg)	87	87	85	78	82	80	88	73
F/B Ratio (dB)	0.0	0.0	0.0	0.0	0.0	0.8	0.0	0.0
Gain dBI	-10.3	-8.5	-7.5	-7.2	-7.1	-6.4	-6.5	0.3

VSWR • AVERAGE VHF Gain -7.7dBi • AVERAGE UHF Gain -0.4 dBi

CHANNEL	20	26	32	38	44	50	56	62
FREQUENCY	507MHz	543MHz	579MHz	615MHz	651MHz	687 MHz	723MHz	759MHz
Antenna Gain Pattern	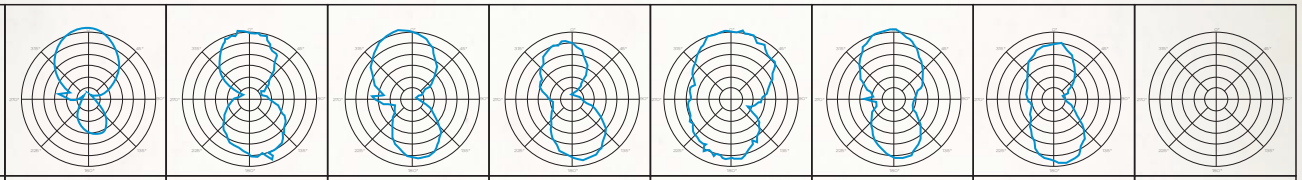							
HPBW (deg)	77	64	77	63	101	77	61	0
F/B Ratio (dB)	4.4	0.0	0.0	0.0	0.0	0.0	0.0	0.0
Gain dBI	0.5	1.4	0.1	2.0	2.2	-1.7	-2.0	

Data on this sheet are from tests performed on outdoor range following IEEE Standard 149-1979 • Specifications shown are typical values • Gain is typical peak value

LEAF

CHANNEL	7	8	9	10	11	12	13	14
FREQUENCY	175MHz	181MHz	187MHz	193MHz	199MHz	205MHz	211MHz	471MHz
Antenna Gain Pattern	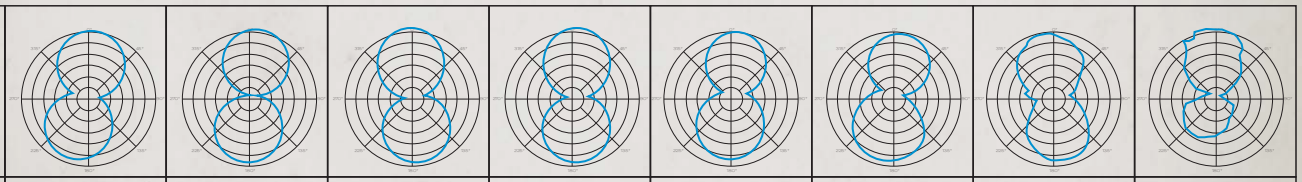							
HPBW (deg)	0	0	0	0	0	0	0	0
F/B Ratio (dB)	0.0	0.0	0.0	0.0	0.0	0.8	0.0	0.0
Gain dBI	–21.4	–20.1	-19.3	-18.2	-18.4	-17.0	-13.8	-6.9

VSWR • AVERAGE VHF Gain -18.3dBi • AVERAGE UHF Gain -6.5 dBi

CHANNEL	20	26	32	33	44	50	56	62
FREQUENCY	507MHz	543MHz	579MHz	615MHz	651MHz	687 MHz	723MHz	759MHz
Antenna Gain Pattern	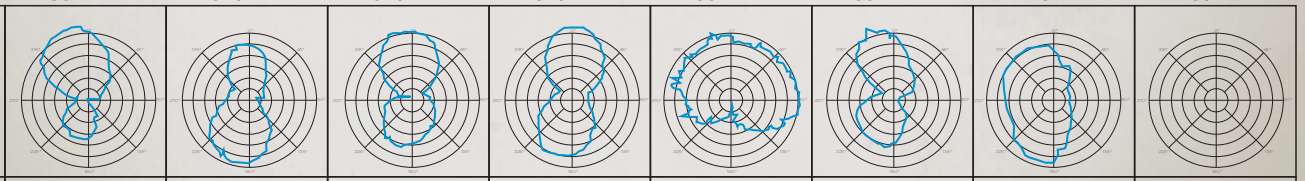							
HPBW (deg)	0	0	0	0	0	0	0	0
F/B Ratio (dB)	0.0	0.0	0.0	0.0	0.0	0.0	0.0	0.0
Gain dBI	-6.2	-5.7	-5.0	-3.0	-4.5	-10.6	-10.5	

Data on this sheet are from tests performed on outdoor range following IEEE Standard 149-1979

PROJECT: Lab tests on leading flat antennas

DATE: August, 2012

©2012, SolidSignal.com Reproduction is permitted as long as copyright information is intact.