

INSTALLATION: UP TO 104 TUNERS

TYPICAL INSTALLATION WITH MULTISWITCHES IN FOUR DIFFERENT CLOSETS

Lines from Amplifier

CLOSET 1

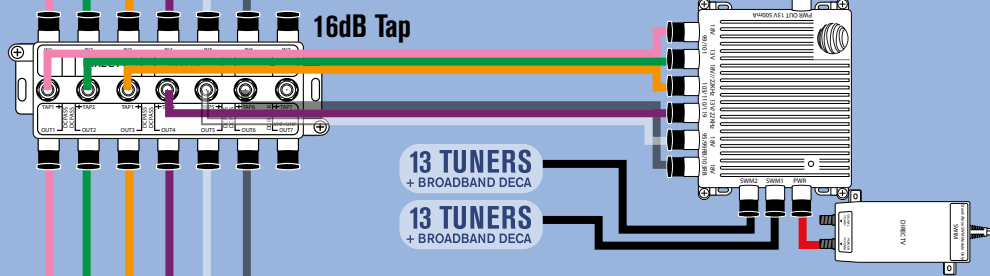
Output from amp -15dB

Loss from cable 5dB

Input level -20dB

Tap output -36dB

Trunk output -22dB



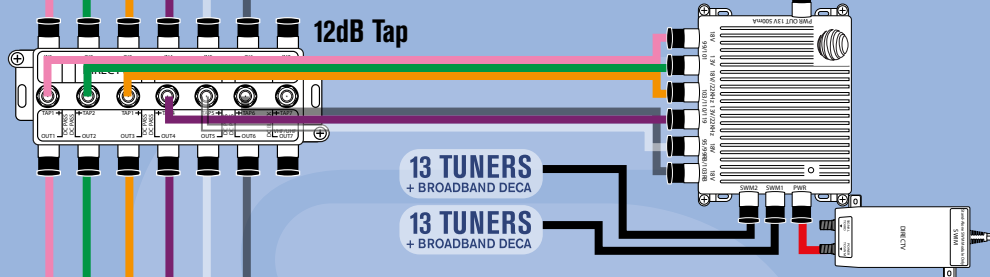
CLOSET 2

Loss from cable 5dB

Input level -27dB

Tap output -39dB

Trunk output -29dB



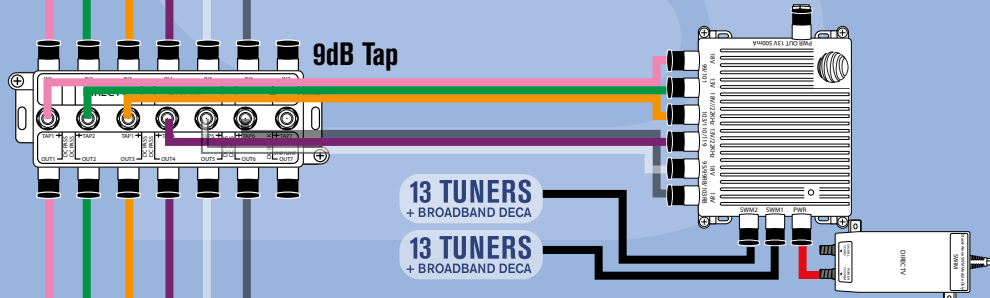
CLOSET 3

Loss from cable 5dB

Input level -34dB

Tap output -41dB

Trunk output -37dB

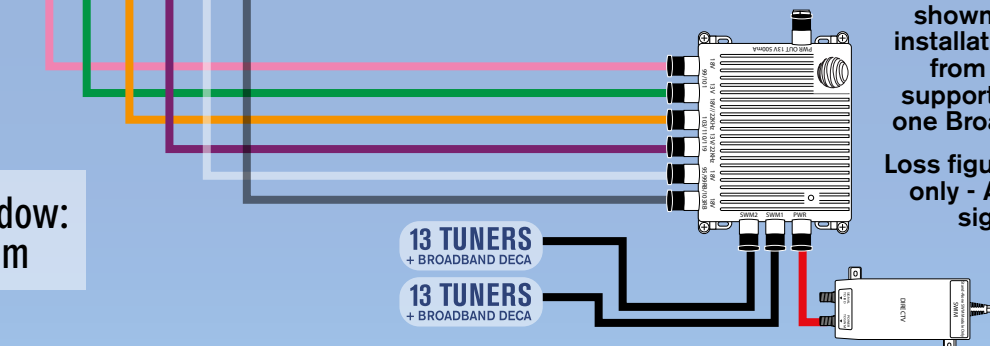


CLOSET 4

Loss from cable 5dB

Input level -42dB

**SWM input window:
-25 to -45dBm**



Individual receivers not shown. In commercial installations, each output from each SWM-30 supports 13 tuners plus one Broadband DECA kit.

Loss figures for illustration only - Always measure signals on site

SOLID SIGNAL

APRIL, 2019